

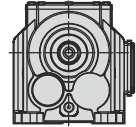
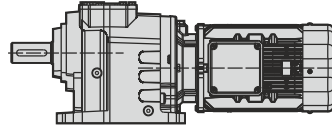
DE PRODUKTE
FR PRODUITS

EN PRODUCTS
ES PRODUCTOS

IT PRODOTTI

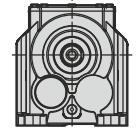
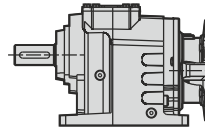
A... / MOTOR

Fußbefestigung / Foot mounting / Fissaggio piede /
Fixation à pattes / Fijación por patas



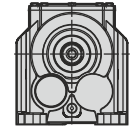
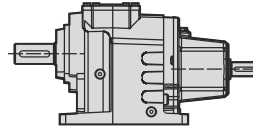
A... / PAM

Fußbefestigung / Foot mounting / Fissaggio piede /
Fixation à pattes / Fijación por patas



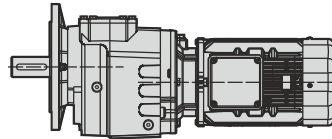
A... / W

Fußbefestigung / Foot mounting / Fissaggio piede /
Fixation à pattes / Fijación por patas



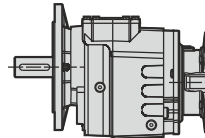
F... / MOTOR

Flanschbefestigung / Flange mounting / Fissaggio flangia /
Fixation à bride / Fijación por brida



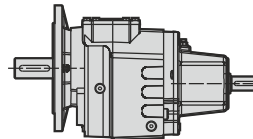
F... / PAM

Flanschbefestigung / Flange mounting / Fissaggio flangia /
Fixation à bride / Fijación por brida



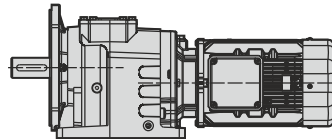
F... / W

Flanschbefestigung / Flange mounting / Fissaggio flangia /
Fixation à bride / Fijación por brida



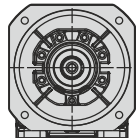
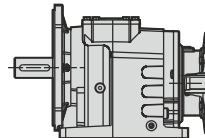
AF... / MOTOR

Fuß-Flanschbefestigung / Foot-flange mounting / Fissaggio piede-flangia
Fixation à paaes et bride / Fijación patas-brida



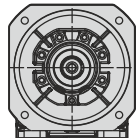
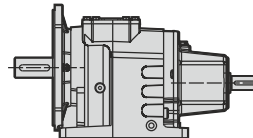
AF... / PAM


























Fuß-Flanschbefestigung / Foot-flange mounting / Fissaggio piede-flangia
Fixation à paaes et bride / Fijación patas-brida



AF... / W

Fuß-Flanschbefestigung / Foot-flange mounting / Fissaggio piede-flangia
Fixation à paaes et bride / Fijación patas-brida



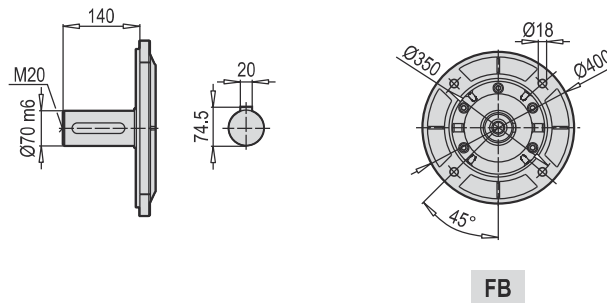
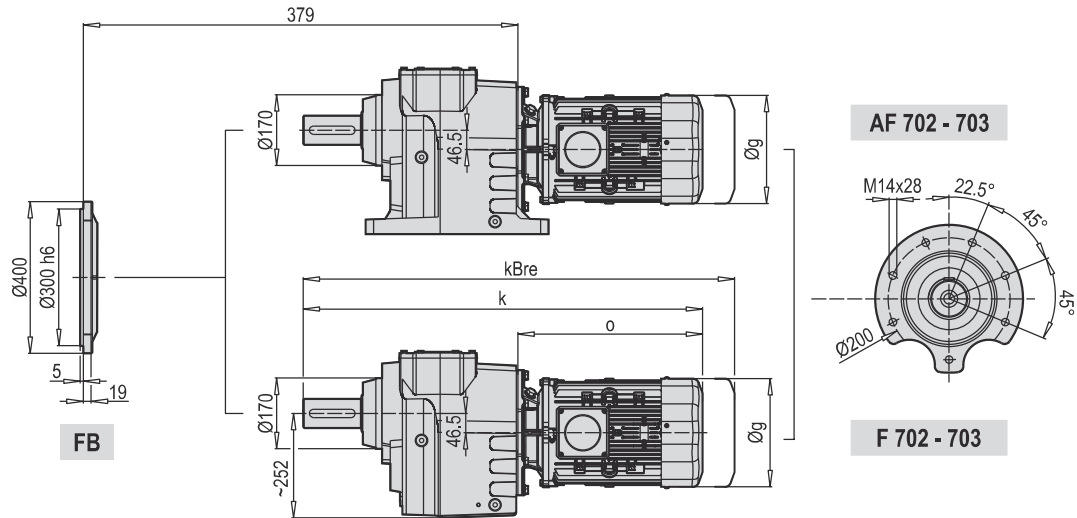
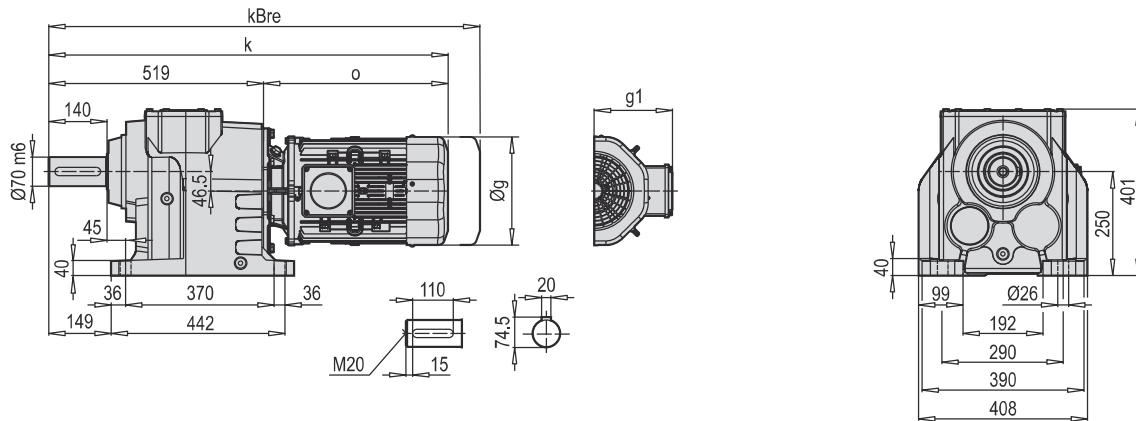
Typ / Type / Tipo Type / Tipo	l _{ges}	4-pol 50Hz 1400rpm n ₂ [min ⁻¹]	M _{amax} f _B =1 4 - pol. [Nm]	W			IEC - PAM											
				P _{1max} 4 - pol. 1400 rpm [kW]	FR1 [kN]	FR2 (a) [kN]	f _B ⇔  49 - 112											
A703 F703 W   143 + PAM - IEC   143	260.15	5.4	5000	2.82	3.9	30.0	100*	112*	132*									
	231.34	6.1	5000	3.17	3.9	30.0	100	112*	132*	160*	180*							
	207.78	6.7	5000	3.53	3.9	30.0	100	112*	132*	160*	180*							
		189.54	7.4	5000	3.87	3.9	30.0	100	112*	132*	160*	180*						
	 143	173.11	8.1	5000	4.23	3.9	30.0	100	112*	132*	160*	180*						
		155.48	9.0	5000	4.71	3.8	30.0	100	112*	132*	160*	180*						
		144.94	9.7	5000	5.06	3.8	30.0	100	112	132*	160*	180*	200*					
		128.35	10.9	5000	5.71	3.8	30.0	100	112	132*	160*	180*						
	 143	118.75	11.8	5000	6.17	3.8	30.0	100	112	132*	160*	180*	200*					
		108.46	12.9	5000	6.76	3.8	30.0	100	112	132*	160*	180*	200*					
		100.38	13.9	5000	7.30	3.7	30.0	100	112	132*	160*	180*	200*					
		89.95	15.6	5000	8.15	3.7	30.0	100	112	132*	160*	180*	200*					
		83.35	16.8	5000	8.79	3.7	30.0	100	112	132*	160*	180*	200*					
		73.70	19.0	5000	9.95	3.6	30.0	100	112	132	160*	180*	200*					
		67.31	20.8	5000	10.89	3.6	30.0	100	112	132	160*	180*	200*					
		55.75	25.1	5000	13.15	3.5	30.0			132	160*	180*	200*					
		45.67	30.7	5000	16.05	3.4	30.0			132	160	180*	200*					
	A702 F702 W   143 + PAM - IEC   143	44.67	31.3	5000	16.41	3.4	30.0	132	160	180*								
36.60		38.3	5000	20.03	3.2	30.0	132	160	180*									
33.43		41.9	5000	21.93	3.2	29.5	132	160	180*									
		30.27	46.2	5000	24.21	3.1	28.0	132	160	180								
 143		27.87	50.2	5000	26.30	3.0	26.8	132	160	180	200*							
		24.80	56.4	5000	29.55	2.9	25.2	132	160	180								
		22.84	61.3	5000	32.10	2.8	24.1	132	160	180	200							
		20.86	67.1	5000	35.14	2.6	22.9	132	160	180	200							
 143		19.60	71.4	5000	37.40	2.6	22.1	132	160	180	200							
		17.18	81.5	4800	40.95	2.4	21.1	132	160	180								
		14.08	99.5	4600	47.90	2.1	19.4	132	160	180								
		12.86	108.9	4400	50.17	2.0	19.0	132	160	180								
		10.53	132.9	4000	55.68	1.8	18.2		160	180	200							
		8.63	162.3	3800	64.57	1.5	16.9		160	180	200							
		7.88	177.7	3700	68.83	1.3	16.3		160	180	200							
		7.20	194.6	3600	73.34	1.1	15.8		160	180	200							
		5.90	237.5	3200	79.57	0.9	15.3		160	180	200							
		5.38	260.0	3000	81.68	0.8	15.2		160	180	200							
A701 F701 W   141 + PAM - IEC   141	7.80	179.5	1000	18.79	3.2	6.0	132	160	180*									
	6.33	221.1	900	20.83	3.1	6.0	132	160	180*									
	5.29	264.9	880	24.41	3.0	5.8	132	160	180									
		4.87	287.7	870	26.21	2.9	5.6	132	160	180	200*							
	 141	4.18	335.2	850	29.84	2.7	5.3	132	160	180	200*							
		3.63	385.5	850	34.31	2.6	5.0	132	160	180	200							
		3.19	438.8	820	37.68	2.4	4.8	132	160	180								
		3.00	466.7	800	39.09	2.4	4.7	132	160	180								
	 141	2.52	555.6	800	46.54	2.1	4.3	132	160	180								
		2.03	688.1	750	54.04	1.8	4.0	132	160	180	200							
		1.84	761.4	700	55.81	1.7	3.9		160	180	200							
		1.44	969.2	700	71.04	1.1	3.5		160	180	200							
		1.26	1114.3	650	75.84	0.9	3.4		160	180	200							

Keine IEC - PAM-Verbindung / No IEC - PAM assembling on empty fields / Nessun assemblaggio IEC - PAM su campi vuoti / Pas d'assemblage IEC - PAM sur champs vides / Sin montaje IEC - PAM en campos vacios

63 IEC - PAM-Verbindung möglich / IEC - PAM assembling available on numbered fields / Montaggio IEC - PAM disponibile su campi numerati / Assemblage IEC - PAM disponible sur champs numérotés / Assemblage IEC - PAM disponible sur champs numérotés /

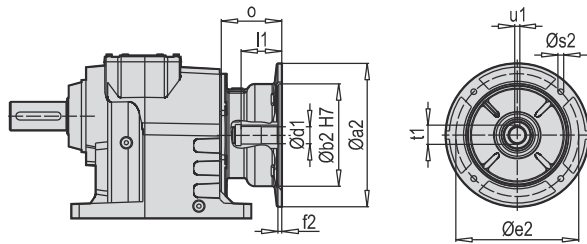
80* Bei IEC - PAM-Verbindungen, sollten die P_{1max}-Werte nicht überschritten werden / Do not exceed the P_{1max} values indicated on fields with asterisk / Non superare i valori P_{1max} indicati sui campi con l'asterisco / Ne pas dépasser les valeurs P_{1max} indiquées sur les champs avec astérisque / No exceda los valores de P_{1max} indicados en los campos con asterisco

A 702 - 703

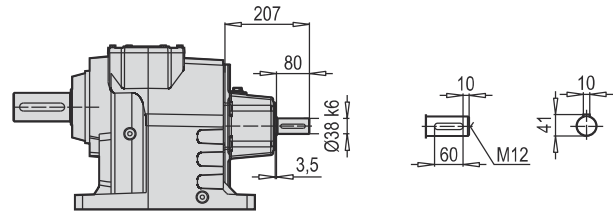


	100 L	112 M	132 S	132 M	160 M/L	180 M/L	200 L
g	202	220	271	271	322	363	363
g1	153	159	188	188	214	249	249
k	892	890	963	963	1044	1134	1134
kBre	975	990	1063	1083	1149	1253	1253
o	373	371	444	444	525	615	615

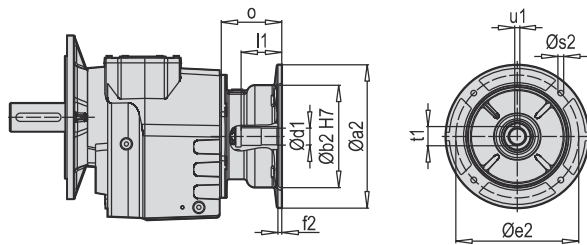
A 702-703 PAM B5/B14



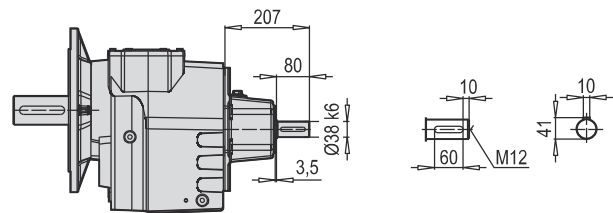
A 702-703 W



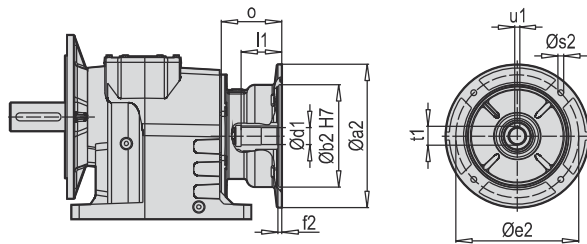
F 702-703 PAM B5/B14



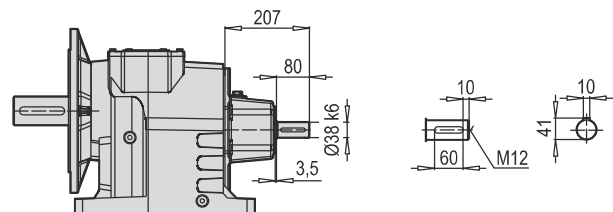
F 702-703 W



AF 702-703 PAM B5/B14



AF 702-703 W



W ~ Kg	
A/F 702-703	119

Typ / Type / Tipo Type / Tipo	PAM B5	Øa2	Øb2	Øe2	f2	Øs2	Ød1	l1	t1	u1	o
A/F 702 A/F 703	100	250	180	215	5.5	M12	28	62	31.3	8	76
	112	250	180	215	5.5	M12	28	62	31.3	8	76
	132	300	230	265	5.5	M12	38	82	41.3	10	101
	160	350	250	300	7	M16	42	112	45.3	12	148
	180	350	250	300	7	M16	48	112	51.8	14	148
	200	400	300	350	7	M16	55	112	59.3	16	185

~ Kg	
PAM B5	A/F 702-703
100	114
112	114
132	117
160	123
180	123
200	139

Typ / Type / Tipo Type / Tipo	PAM B14	Øa2	Øb2	Øe2	f2	Øs2	Ød1	l1	t1	u1	o
A/F 702 A/F 703	100	160	110	130	3.5	9	28	62	31.3	8	76
	112	160	110	130	3.5	9	28	62	31.3	8	76
	132	200	130	165	3.5	11	38	82	41.3	10	101

~ Kg	
PAM B14	A/F 702-703
100	109
112	109
132	115

DE ALLGEMEINE TEILELISTE

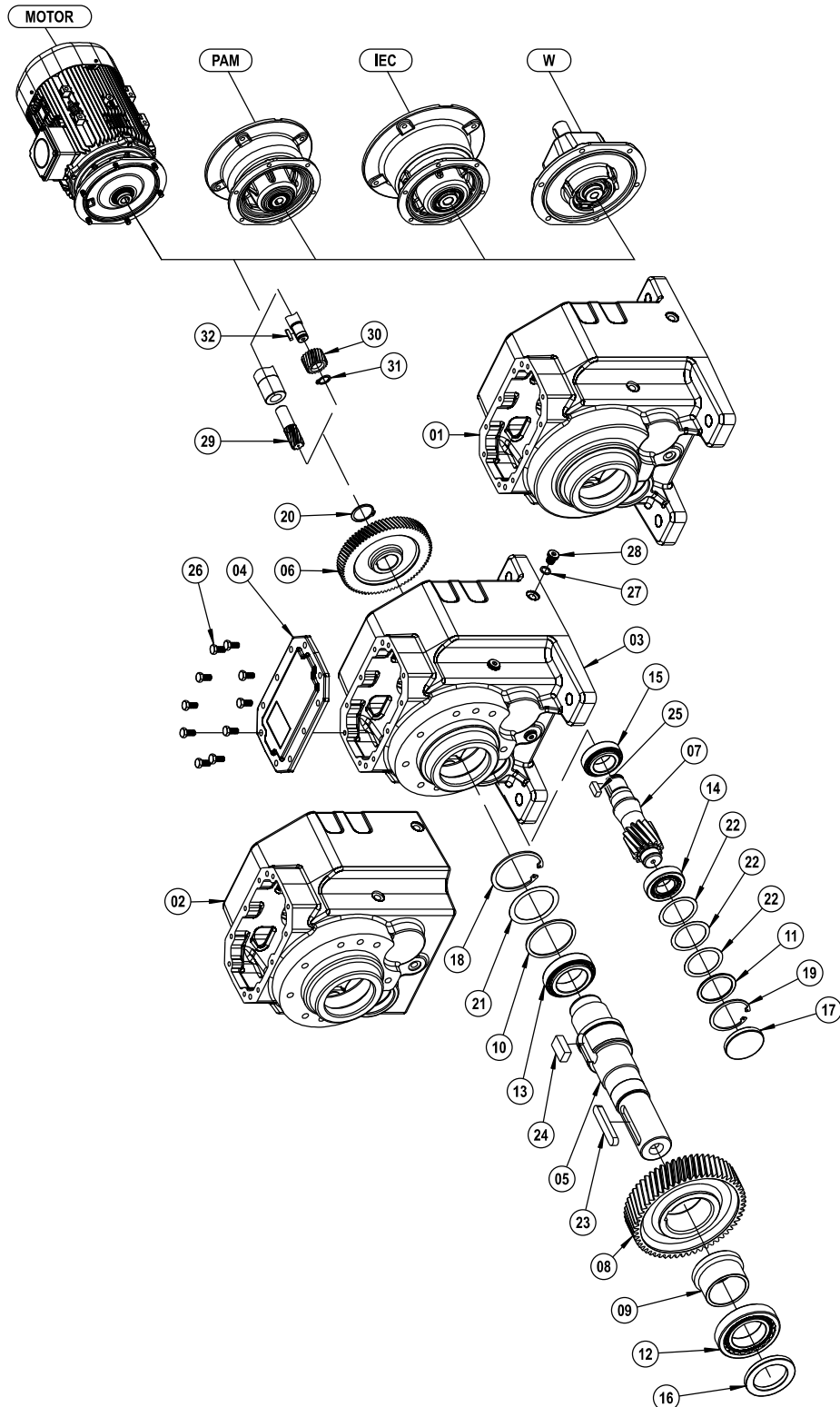
EN GENERAL PART LIST

IT GENERALE ELENCO DELLE PARTI

FR GÉNÉRALE LA LISTE DES PIÈCES

ES LISTE DE PIEZAS EN GENERAL

A / F / AF 252 ... 902



DE ALLGEMEINE TEILELISTE
FR GÉNÉRALE LA LISTE DES PIÈCES

EN GENERAL PART LIST
ES LISTE DE PIEZAS EN GENERAL

IT GENERALE ELENCO DELLE PARTI

01 A Gehäuse	A Gear Case	A Ingranaggi Box	A Corps	A La caja de engranajes
02 F Gehäuse	FGear Case	F Ingranaggi Box	F Corps	F La caja de engranajes
03 AF Gehäuse	AF Gear Case	AF Ingranaggi Box	AF Corps	AF La caja de engranajes
04 Abdeckung	Cover	Coperchio	Couverture	Cubierta
05 Abtriebswelle	Output Solid Shaft	Albero di uscita	Arbre de sortie	Eje de salida
06 Antriebsrad	Driving Gear	Ingranaggio Conduttore	Rove d'entrée	Engranaje con ducido
07 Ritzelwelle	Pinion Shaft	Pignone	Arbre intermédiaire	Deleje del piñón
08 Abtriebsrad	Driven Gear	Ingranaggio Condotto	Rove de sortie	Engranaje conducido
09 Distanzbuchse	Spacer	Distanziatore	Bague de réduction	Espaciador
10 Distanzscheibe	Washer	Rondella	Rondelle	El apoyo a disco
11 Distanzscheibe	Washer	Rondella	Rondelle	El apoyo a disco
12 Kugellager	Bearing	Cuscinetto	Roulement à billes	Rodamiento de bolas
13 Kugellager	Bearing	Cuscinetto	Roulement à billes	Rodamiento de bolas
14 Kugellager	Bearing	Cuscinetto	Roulement à billes	Rodamiento de bolas
15 Kugellager	Bearing	Cuscinetto	Roulement à billes	Rodamiento de bolas
16 Öldichtung	Oil Seal	Paraolio	Joint Huile	Sello de aceite
17 Ölbedeckung	Oil Cover	Tappo di chiusura	Couverture d'huile	Tapón de cierre
18 Sicherungsring (DIN 472)	Circlip (DIN 472)	Anello di sicurezza (DIN 472)	Circlip (DIN 472)	Anillo de seguridad (DIN 472)
19 Sicherungsring (DIN 472)	Circlip (DIN 472)	Anello di sicurezza (DIN 472)	Circlip (DIN 472)	Anillo de seguridad (DIN 472)
20 Sicherungsring (DIN 471)	Circlip (DIN 471)	Anello di sicurezza (DIN 471)	Circlip (DIN 472)	Anillo de seguridad (DIN 471)
21 Passscheibe (DIN 988)	Shim (DIN 988)	Shim (DIN 988)	Rondelle d'ajustage (DIN 988)	Calce (DIN 988)
22 Passscheibe (DIN 988)	Shim (DIN 988)	Shim (DIN 988)	Rondelle d'ajustage (DIN 988)	Calce (DIN 988)
23 Passfeder (DIN 6885)	Key (DIN 6885)	Chiavetta (DIN 6885)	Clavette (DIN 6885)	Clave (DIN 6885)
24 Passfeder (DIN 6885)	Key (DIN 6885)	Chiavetta (DIN 6885)	Clavette (DIN 6885)	Clave (DIN 6885)
25 Passfeder (DIN 6885)	Key (DIN 6885)	Chiavetta (DIN 6885)	Clavette (DIN 6885)	Clave (DIN 6885)
26 Verschrauben (DIN 933)	Bolt (DIN 933)	Bullone (DIN 933)	Boulonner (DIN 933)	Atornillar (DIN 933)
27 Distanzscheibe (DIN 7603)	Washer (DIN 7603)	Rondella (DIN 7603)	Rondelle (DIN 7603)	El apoyo a disco (DIN 7603)
28 Ölstopf (DIN 908)	Oil Plug (DIN 908)	Oljo Tappo (DIN 908)	Bouchon d'huile (DIN 908)	Tapón (DIN 908)
29 Antriebsritzel	Driving Pinion	Ingresso Pignone	Engrenage Z1	Piñón de entrada
30 Antriebsritzel (Mit Passfeder)	Driving Pinion (With Key)	Ingresso Pignone (Con chiavetta)	Engrenage Z1 (Avec clavette)	Piñón de entrada (Con clave)
31 Sicherungsring (DIN 471)	Circlip (DIN 471)	Anello di sicurezza (DIN 471)	Circlip (DIN 471)	Anillo de seguridad (DIN 471)
32 Passfeder (DIN 6885)	Key (DIN 6885)	Chiavetta (DIN 6885)	Clavette (DIN 6885)	Clave (DIN 6885)

DE ALLGEMEINE TEILELISTE

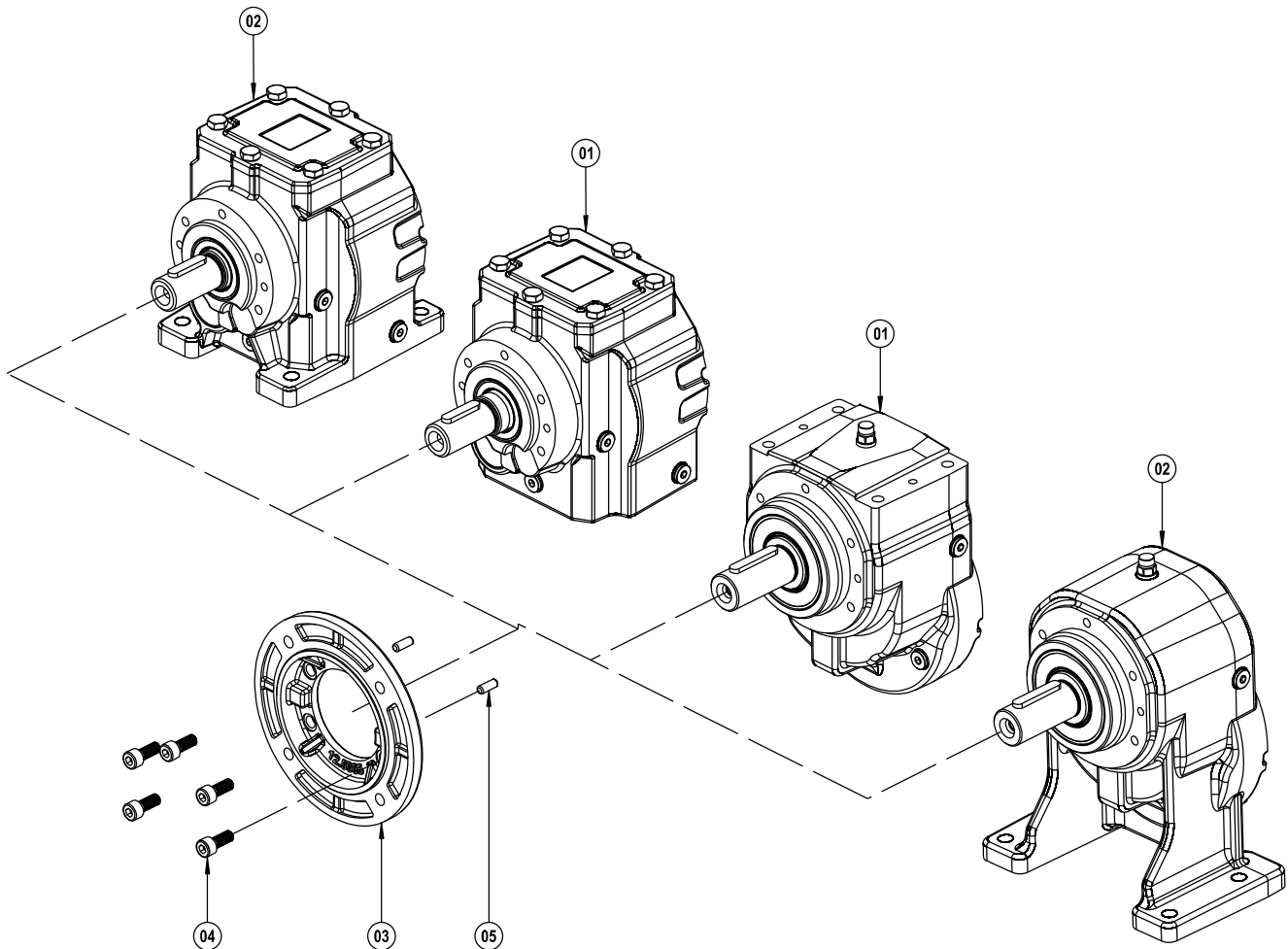
EN GENERAL PART LIST

IT GENERALE ELENCO DELLE PARTI

FR GÉNÉRALE LA LISTE DES PIÈCES

ES LISTE DE PIEZAS EN GENERAL

AF / F 301 ... 701 / 252 ... 902 / 253 ... 903 - B5



- 01 F Bausatz
- 02 AF Bausatz
- 03 B5 Abtriebsflansch
- 04 Verschrauben (DIN 912)
- 05 Bolzen

- F Kit
- AF Kit
- B5 Output Flange
- Bolt (DIN 912)
- Pin

- F Kit
- AF Kit
- B5 Flangia d'uscita
- Bullone (DIN 912)
- Pin

- F Kit
- AF Kit
- B5 Bride sortie
- Boulonner (DIN 912)
- Goupille

- F Kit
- AF Kit
- B5 Brida de solida
- Atornillar (DIN 912)
- Pasador