

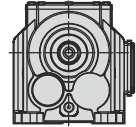
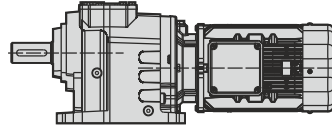
DE PRODUKTE
FR PRODUITS

EN PRODUCTS
ES PRODUCTOS

IT PRODOTTI

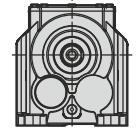
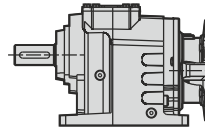
A... / MOTOR

Fußbefestigung / Foot mounting / Fissaggio piede /
Fixation à pattes / Fijación por patas



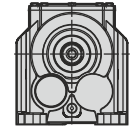
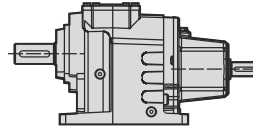
A... / PAM

Fußbefestigung / Foot mounting / Fissaggio piede /
Fixation à pattes / Fijación por patas



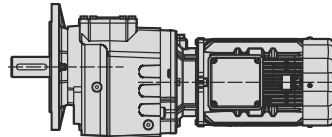
A... / W

Fußbefestigung / Foot mounting / Fissaggio piede /
Fixation à pattes / Fijación por patas



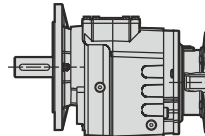
F... / MOTOR

Flanschbefestigung / Flange mounting / Fissaggio flangia /
Fixation à bride / Fijación por brida



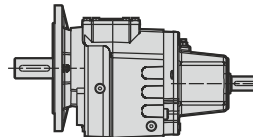
F... / PAM

Flanschbefestigung / Flange mounting / Fissaggio flangia /
Fixation à bride / Fijación por brida



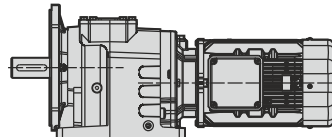
F... / W

Flanschbefestigung / Flange mounting / Fissaggio flangia /
Fixation à bride / Fijación por brida



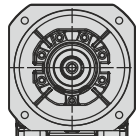
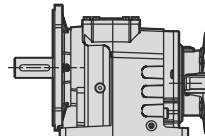
AF... / MOTOR

Fuß-Flanschbefestigung / Foot-flange mounting / Fissaggio piede-flangia
Fixation à paaes et bride / Fijación patas-brida



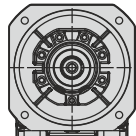
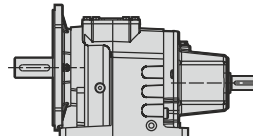
AF... / PAM


























Fuß-Flanschbefestigung / Foot-flange mounting / Fissaggio piede-flangia
Fixation à paaes et bride / Fijación patas-brida



AF... / W

Fuß-Flanschbefestigung / Foot-flange mounting / Fissaggio piede-flangia
Fixation à paaes et bride / Fijación patas-brida



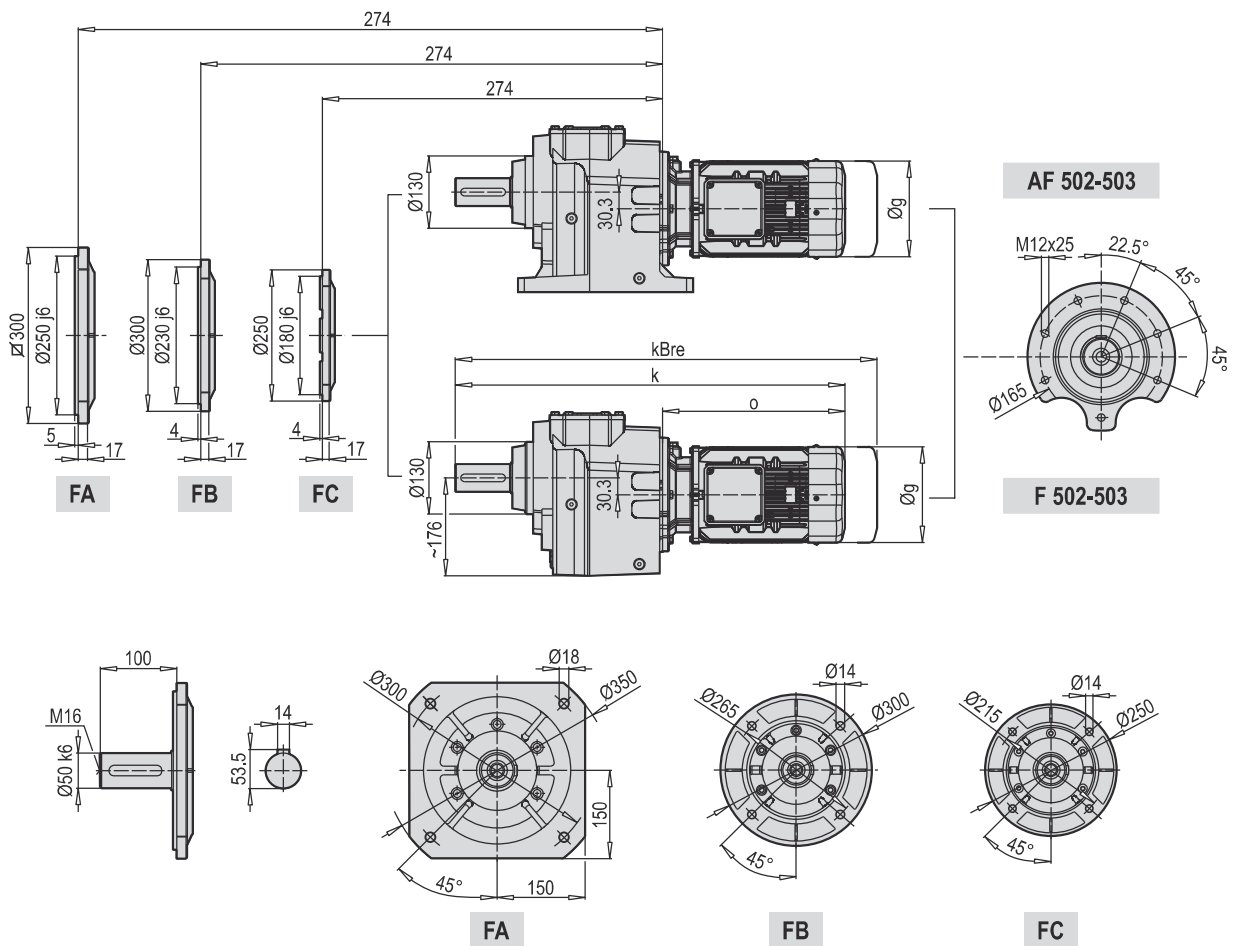
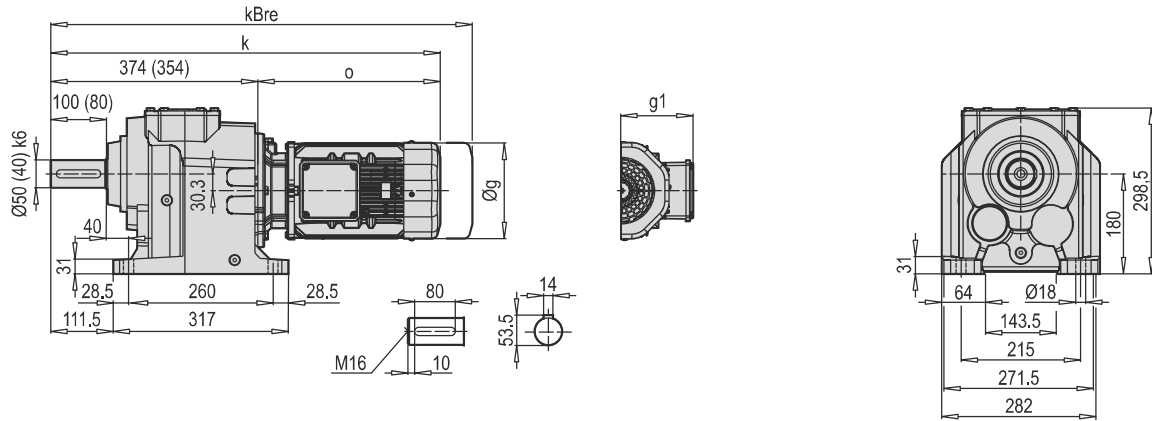
Typ / Type / Tipo Type / Tipo	l _{ges}	4-pol 50Hz 1400rpm n ₂ [min ⁻¹]	M _{amax} f _B =1 4 - pol. [Nm]	W			IEC - PAM											
				P _{1max} 4 - pol. 1400 rpm [kW]	FR1 [kN]	FR2 (a) [kN]	f _B ⇔  49 - 112											
A503 F503 W   135 + PAM - IEC   135	222.59	6.3	1800	1.19	2.9	18.0	80	90*										
	194.86	7.2	1800	1.35	2.9	18.0	80	90*										
	178.98	7.8	1800	1.47	2.8	18.0	80	90*										
		162.21	8.6	1800	1.63	2.8	18.0	80	90									
	 135	154.52	9.1	1800	1.71	2.8	18.0	80	90	100*	112*	132*						
	+	142.00	9.9	1800	1.86	2.8	18.0	80	90	100*	112*							
	PAM - IEC	124.25	11.3	1800	2.12	2.8	18.0	80	90	100*	112*	132*						
		112.61	12.4	1800	2.34	2.7	18.0	80	90	100*	112*	132*						
	 135	97.80	14.3	1800	2.70	2.7	18.0	80	90	100*	112*	132*						
		85.33	16.4	1800	3.09	2.7	18.0	80	90	100	112*	132*						
		78.64	17.8	1800	3.36	2.6	18.0	80	90	100	112*	132*						
		71.27	19.6	1800	3.70	2.6	18.0	80	90	100	112*	132*						
		56.21	24.9	1600	4.17	2.5	18.0	80	90	100	112*	132*						
	A502 F502 W   135 + PAM - IEC   135	48.77	28.7	1600	4.81	2.4	18.0	80	90	100	112	132*						
43.32		32.3	1600	5.41	2.4	18.0	80	90	100	112	132*							
39.21		35.7	1600	5.98	2.3	17.7	80	90	100	112	132*							
		34.83	40.2	1600	6.73	2.2	16.7	80	90	100	112	132*						
 135		31.57	44.3	1600	7.43	2.1	16.0	80	90	100	112	132*						
+		28.26	49.5	1600	8.30	2.0	15.1	80	90	100	112	132*						
PAM - IEC		26.98	51.9	1600	8.69	2.0	14.8			100	112	132*	160*					
		23.14	60.5	1600	10.14	1.8	13.7			100	112	132	160*					
 135		21.69	64.5	1600	10.81	1.7	13.2			100	112	132	160*					
		19.66	71.2	1600	11.93	1.6	12.6			100	112	132	160*					
		18.81	74.4	1500	11.69	1.6	12.7			100	112	132	160*					
		16.86	83.0	1500	13.04	1.5	12.1			100	112	132	160*					
		15.13	92.6	1500	14.54	1.3	11.4			100	112	132	160*					
		13.71	102.1	1400	14.97	1.3	11.3			100	112	132	160*					
		11.20	125.0	1100	14.39	1.3	11.5					132	160*					
		9.01	155.4	900	14.65	1.3	11.2					132	160*					
		8.16	171.5	800	14.36	1.3	11.2					132	160*					
		7.55	185.5	800	15.54	1.2	10.8					132	160					
	6.07	230.6	700	16.91	1.0	10.3					132	160						
	5.50	254.5	700	18.65	0.8	9.8					132	160						
A501 F501 W   133 + PAM - IEC   133	8.56	163.6	350	6.00	2.5	4.0	80	90	100	112	132*							
	7.60	184.2	350	6.75	2.4	4.0	80	90	100	112	132*							
	6.17	227.0	340	8.08	2.3	3.9	80	90	100	112	132*							
		5.62	249.3	330	8.62	2.2	3.7	80	90	100	112	132*						
	 133	4.73	295.8	320	9.91	2.1	3.5			100	112	132						
	+	4.06	344.9	320	11.56	1.9	3.3			100	112	132						
	PAM - IEC	3.78	370.6	310	12.03	1.9	3.2			100	112	132						
		3.30	424.2	310	13.77	1.7	3.0			100	112	132						
	 133	2.58	541.9	280	15.89	1.5	2.8			100	112	132						
		1.97	712.3	230	17.15	1.4	2.7					132						
	1.46	960.8	220	22.13	0.9	2.4					132							
	1.32	1057.1	200	22.14	0.9	2.3					132							

Keine IEC - PAM-Verbindung / No IEC - PAM assembling on empty fields / Nessun assemblaggio IEC - PAM su campi vuoti / Pas d'assemblage IEC - PAM sur champs vides / Sin montaje IEC - PAM en campos vacíos

63 IEC - PAM-Verbindung möglich / IEC - PAM assembling available on numbered fields / Montaggio IEC - PAM disponibile su campi numerati / Assemblage IEC - PAM disponible sur champs numérotés / Assemblage IEC - PAM disponible sur champs numérotés /

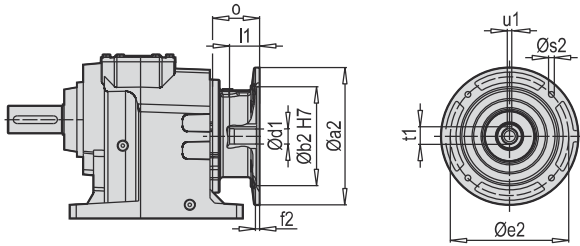
80* Bei IEC - PAM-Verbindungen, sollten die P_{1max}-Werte nicht überschritten werden / Do not exceed the P_{1max} values indicated on fields with asterisk / Non superare i valori P_{1max} indicati sui campi con l'asterisco / Ne pas dépasser les valeurs P_{1max} indiquées sur les champs avec astérisque / No exceda los valores de P_{1max} indicados en los campos con asterisco

A 502-503

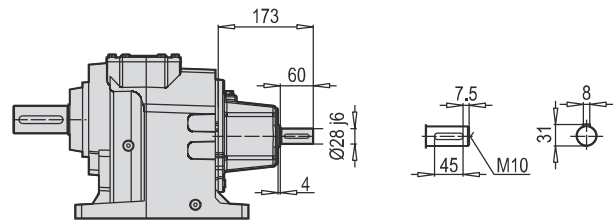


	80 M	90 S/L	100 L	112 M	132 S	132 M	160 M/L
g	172	182	202	220	271	271	322
g1	131	130	153	159	188	188	214
k	620 (600)	703 (683)	756 (736)	754 (734)	828 (808)	828 (808)	909 (889)
kBre	691 (671)	771 (751)	840 (820)	855 (835)	927 (907)	947 (927)	1013 (993)
o	246	329	382	380	454	454	535

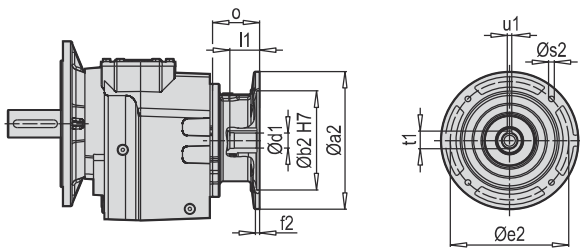
A 502-503 PAM B5/B14



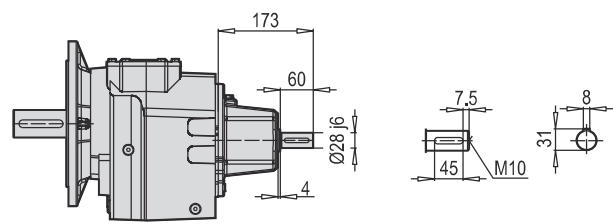
A 502-503 W



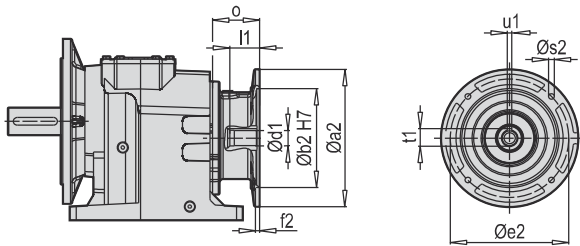
F 502-503 PAM B5/B14



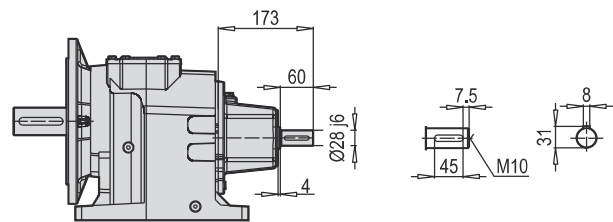
F 502-503 W



AF 502-503 PAM B5/B14



AF 502-503 W



W ~ Kg	
A/F 502-503	54

Typ / Type / Tipo Type / Tipo	~ Kg										
	PAM B5	Øa2	Øb2	Øe2	f2	Øs2	Ød1	l1	t1	u1	o
A/F 502 A/F 503	80	200	130	165	5	M10	19	42	21.8	6	70
	90	200	130	165	5	M10	24	52	27.3	8	70
	100	250	180	215	5.5	M12	28	62	31.3	8	85
	112	250	180	215	5.5	M12	28	62	31.3	8	85
	132	300	230	265	5.5	M12	38	82	41.3	10	110
	160	350	250	300	7	M16	42	112	45.3	12	158

~ Kg	
PAM B5	A/F 502-503
80	52
90	52
100	54
112	54
132	58
160	65

Typ / Type / Tipo Type / Tipo	~ Kg										
	PAM B14	Øa2	Øb2	Øe2	f2	Øs2	Ød1	l1	t1	u1	o
A/F 502 A/F 503	80	120	80	100	3	7	19	42	21.8	6	70
	90	140	95	115	3	9	24	52	27.3	8	70
	100	160	110	130	3.5	9	28	62	31.3	8	85
	112	160	110	130	3.5	9	28	62	31.3	8	85
	132	200	130	165	3.5	11	38	82	41.3	10	110

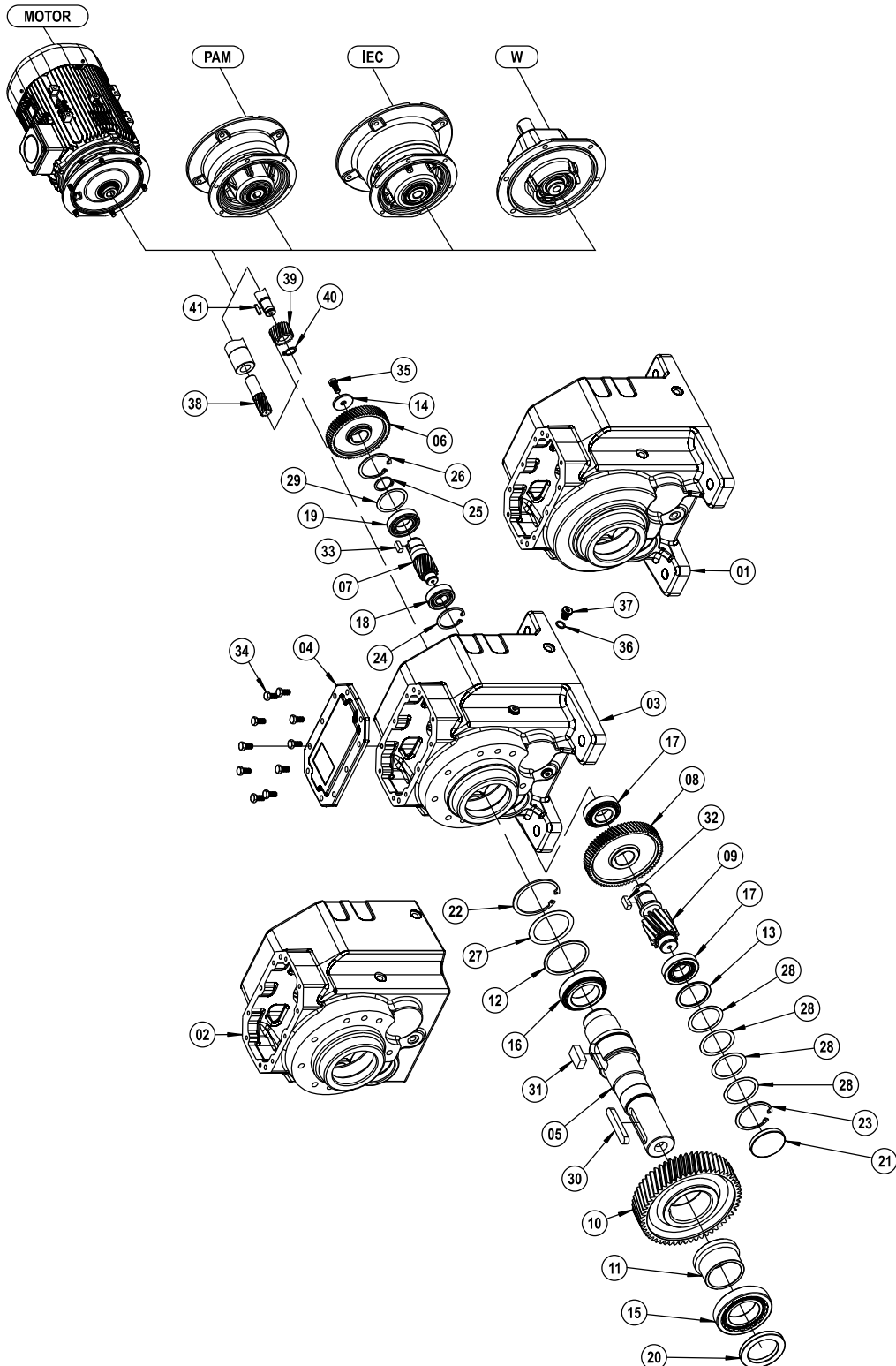
~ Kg	
PAM B14	A/F 502-503
80	48
90	48
100	50
112	50
132	55

DE ALLGEMEINE TEILELISTE
FR GÉNÉRALE LA LISTE DES PIÈCES

EN GENERAL PART LIST
ES LISTE DE PIEZAS EN GENERAL

IT GENERALE ELENCO DELLE PARTI

A / F / AF 253 ... 903



DE ALLGEMEINE TEILELISTE

EN GENERAL PART LIST

IT GENERALE ELENCO DELLE PARTI

FR GÉNÉRALE LA LISTE DES PIÈCES

ES LISTE DE PIEZAS EN GENERAL

01 A Gehäuse	A Gear Case	A Ingranaggi Box	A Corps	A La caja de engranajes
02 F Gehäuse	F Gear Case	F Ingranaggi Box	F Corps	F La caja de engranajes
03 AF Gehäuse	AF Gear Case	AF Ingranaggi Box	AF Corps	AF La caja de engranajes
04 Abdeckung	Cover	Coperchio	Couverture	Cubierta
05 Abtriebswelle	Output Solid Shaft	Albero di uscita	Arbre de sortie	Eje de salida
06 Antriebsrad	Driving Gear	Ingranaggio Conduttore	Rove d'entrée	Engranaje con ducido
07 Ritzelwelle	Pinion Shaft	Pignone	Arbre intermédiaire	Deleje del piñón
08 Abtriebsrad	Driven Gear	Ingranaggio Condotto	Rove de sortie	Engranaje conducido
09 Ritzelwelle	Pinion Shaft	Pignone di uscita	Arbre de pignon de sortie	El eje de piñón de salida
10 Abtriebsrad	Driven Gear	Albero di uscita	l'arbre de sortie	Eje de salida
11 Distanzbuchse	Spacer	Distanziatore	Bague de réduction	Espaciador
12 Distanzscheibe	Washer	Rondella	Rondelle	El apoyo a disco
13 Distanzscheibe	Washer	Rondella	Rondelle	El apoyo a disco
14 Distanzscheibe	Washer	Rondella	Rondelle	El apoyo a disco
15 Kugellager	Bearing	Cuscinetto	Roulement à billes	Rodamiento de bolas
16 Kugellager	Bearing	Cuscinetto	Roulement à billes	Rodamiento de bolas
17 Kugellager	Bearing	Cuscinetto	Roulement à billes	Rodamiento de bolas
18 Kugellager	Bearing	Cuscinetto	Roulement à billes	Rodamiento de bolas
19 Kugellager	Bearing	Cuscinetto	Roulement à billes	Rodamiento de bolas
20 Öldichtung	Oil Seal	Paraolio	Joint Huile	Sello de aceite
21 Ölabdeckung	Oil Cover	Tappo di chiusura	Couverture d'huile	Tapón de cierre
22 Sicherungsring (DIN 472)	Circlip (DIN 472)	Anello di sicurezza (DIN 472)	Circlip (DIN 472)	Anillo de seguridad (DIN 472)
23 Sicherungsring (DIN 472)	Circlip (DIN 472)	Anello di sicurezza (DIN 472)	Circlip (DIN 472)	Anillo de seguridad (DIN 472)
24 Sicherungsring (DIN 472)	Circlip (DIN 472)	Anello di sicurezza (DIN 472)	Circlip (DIN 472)	Anillo de seguridad (DIN 472)
25 Sicherungsring (DIN 471)	Circlip (DIN 471)	Anello di sicurezza (DIN 471)	Circlip (DIN 471)	Anillo de seguridad (DIN 471)
26 Sicherungsring (DIN 472)	Circlip (DIN 472)	Anello di sicurezza (DIN 472)	Circlip (DIN 472)	Anillo de seguridad (DIN 472)
27 Passscheibe (DIN 988)	Shim (DIN 988)	Shim (DIN 988)	Rondelle d'ajustage (DIN 988)	Calce (DIN 988)
28 Passscheibe (DIN 988)	Shim (DIN 988)	Shim (DIN 988)	Rondelle d'ajustage (DIN 988)	Calce (DIN 988)
29 Passscheibe (DIN 988)	Shim (DIN 988)	Shim (DIN 988)	Rondelle d'ajustage (DIN 988)	Calce (DIN 988)
30 Passfeder (DIN 6885)	Key (DIN 6885)	Chiavetta (DIN 6885)	Clavette (DIN 6885)	Clave (DIN 6885)
31 Passfeder (DIN 6885)	Key (DIN 6885)	Chiavetta (DIN 6885)	Clavette (DIN 6885)	Clave (DIN 6885)
32 Passfeder (DIN 6885)	Key (DIN 6885)	Chiavetta (DIN 6885)	Clavette (DIN 6885)	Clave (DIN 6885)
33 Passfeder (DIN 6885)	Key (DIN 6885)	Chiavetta (DIN 6885)	Clavette (DIN 6885)	Clave (DIN 6885)
34 Verschrauben (DIN 933)	Bolt (DIN 933)	Bullone (DIN 933)	Boulonner (DIN 933)	Atornillar (DIN 933)
35 Verschrauben (DIN 933)	Bolt (DIN 933)	Bullone (DIN 933)	Boulonner (DIN 933)	Atornillar (DIN 933)
36 Distanzscheibe (DIN 7603)	Washer (DIN 7603)	Rondella (DIN 7603)	Rondelle (DIN 7603)	El apoyo a disco (DIN 7603)
37 Ölstopf (DIN 908)	Oil Plug (DIN 908)	Olio Tappo (DIN 908)	Bouchon d'huile (DIN 908)	Tapón (DIN 908)
38 Antriebsritzel	Driving Pinion	Ingresso Pignone	Engrenage Z1	Piñón de entrada
39 Antriebsritzel (Mit Passfeder)	Driving Pinion (With Key)	Ingresso Pignone (Con chiavetta)	Engrenage Z1 (Avec clavette)	Piñón de entrada (Con clave)
40 Sicherungsring (DIN 471)	Circlip (DIN 471)	Anello di sicurezza (DIN 471)	Circlip (DIN 471)	Anillo de seguridad (DIN 471)
41 Passfeder (DIN 6885)	Key (DIN 6885)	Chiavetta (DIN 6885)	Clavette (DIN 6885)	Clave (DIN 6885)

DE ALLGEMEINE TEILELISTE

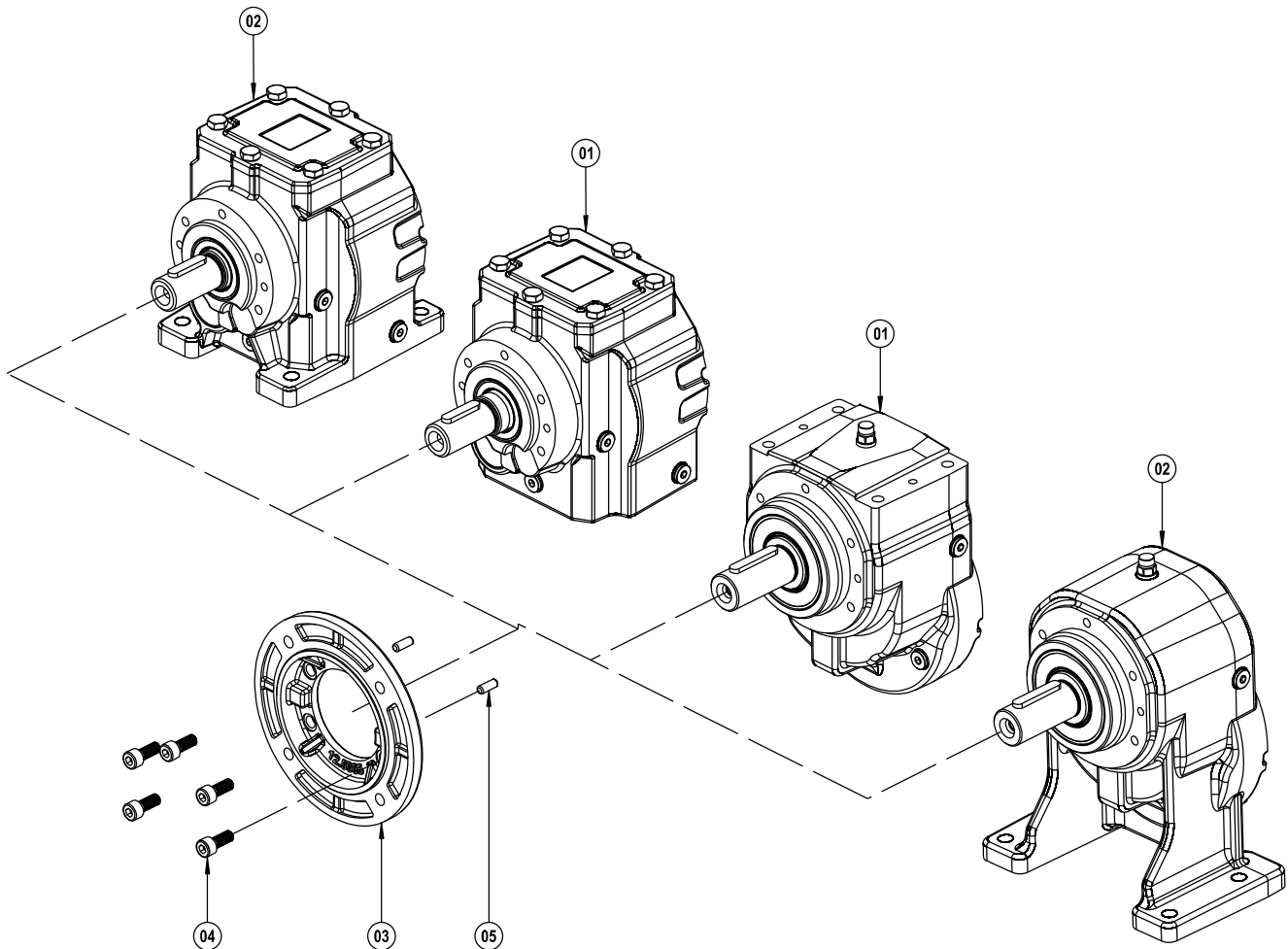
EN GENERAL PART LIST

IT GENERALE ELENCO DELLE PARTI

FR GÉNÉRALE LA LISTE DES PIÈCES

ES LISTE DE PIEZAS EN GENERAL

AF / F 301 ... 701 / 252 ... 902 / 253 ... 903 - B5



- 01 F Bausatz
- 02 AF Bausatz
- 03 B5 Abtriebsflansch
- 04 Verschrauben (DIN 912)
- 05 Bolzen

- F Kit
- AF Kit
- B5 Output Flange
- Bolt (DIN 912)
- Pin

- F Kit
- AF Kit
- B5 Flangia d'uscita
- Bullone (DIN 912)
- Pin

- F Kit
- AF Kit
- B5 Bride sortie
- Boulonner (DIN 912)
- Goupille

- F Kit
- AF Kit
- B5 Brida de solida
- Atornillar (DIN 912)
- Pasador